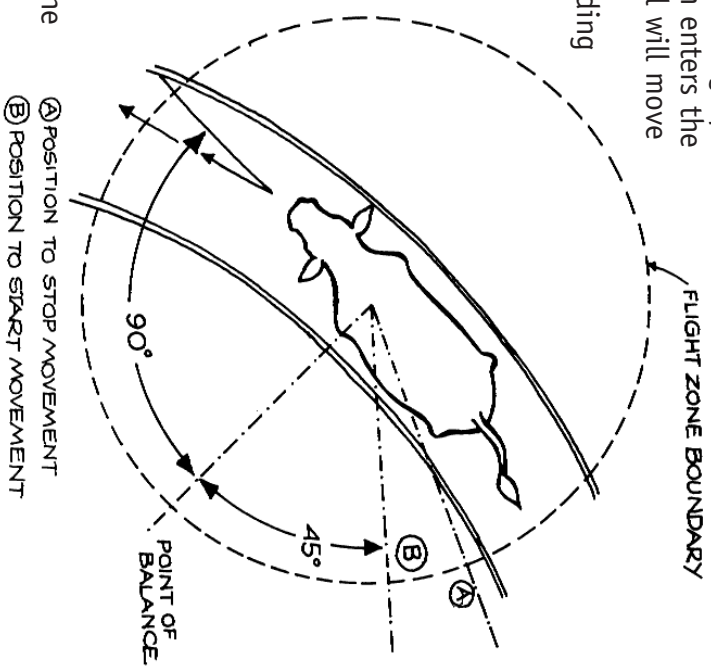
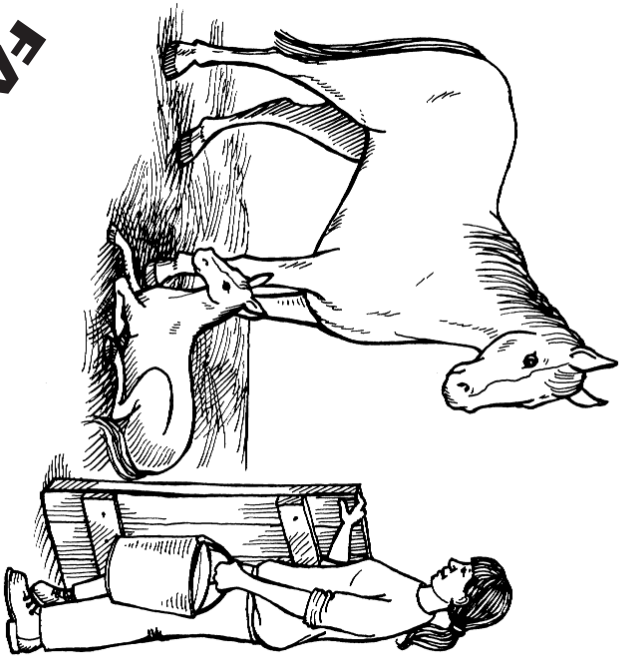


✓ **THE FLIGHT ZONE** is the animal's personal space and can be determined by slowly walking up to the animal. When a person enters the flight zone, the animal will move away in the opposite direction. Deeply invading the flight zone will cause the animal to become afraid and possibly agitated. The size of the flight zone will diminish as the animal receives frequent, gentle handling.




An animal's "point of balance" is in the chest area. To make an animal move forward, the handler should stand behind the point of balance; and, likewise to cause the animal to back up, the handler should stand in front of the point of balance. Understanding the flight zone and point of balance can reduce stress to livestock and help prevent accidents to handlers.



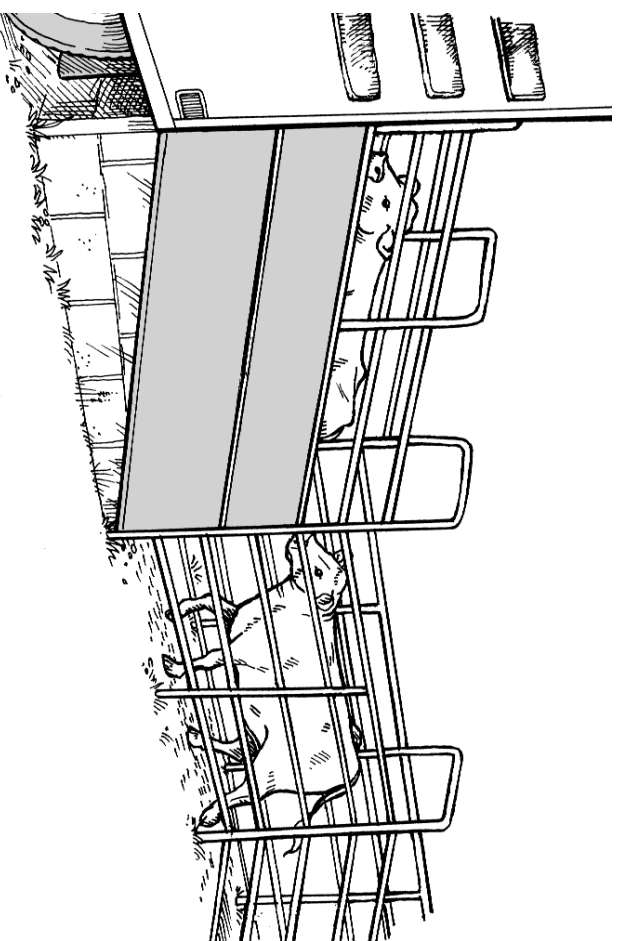
FARM SAFETY MEANS SAFETY SAFELY

- ✓ **MOST ANIMALS** tend to be aggressive when protecting their young; be extra careful around newborn animals.
- ✓ **MOST MALE ANIMALS** can be dangerous. There should be special facilities for these animals, and extreme caution should be exercised when handling them.
- ✓ **ANIMALS CAN BECOME STRESSED** and unpredictable if they are separated from the herd or put into an unfamiliar situation – like being shown at a fair. Always be cautious.



TIPS FOR LIVESTOCK HANDLING

FACT: Animal related incidents are the leading cause (30%) of non-machinery farm injury.



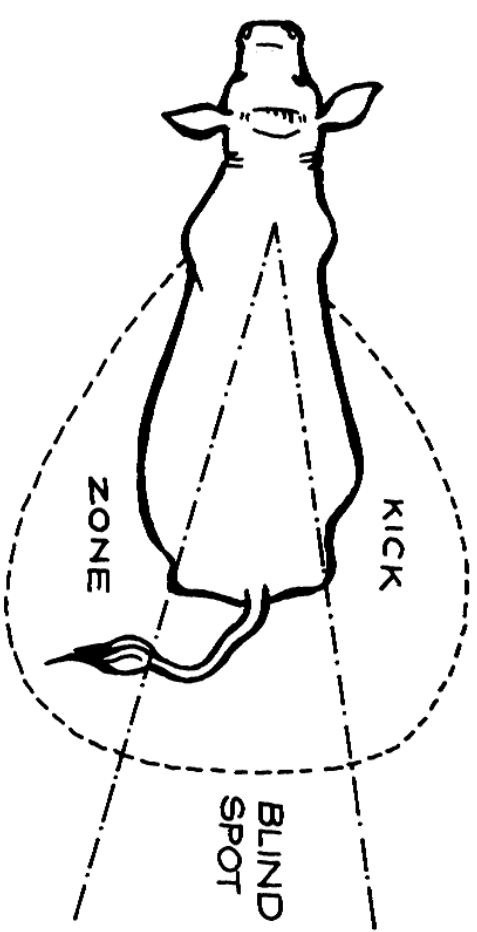
- ✓ **WHEN MOVING LIVESTOCK**, ensure there is adequate lighting as shadows may 'spook' an animal.
- ✓ **KEEP FACILITIES IN GOOD REPAIR.** Ensure all floors, chutes and ramps have non-slip footing and that ramp slopes are gradual.
- ✓ **DON'T OVERFILL HOLDING PENS.** A pen should not be more than 1/2 to 3/4 full so that animals can easily be moved and sorted quietly. Be sure to always have an escape route when working with livestock in confined areas.




I.A.R.E.H.

Agricultural Health and Safety Network
 Ptl: (308) 966-8288
 Institute of Agricultural Rural and Environmental Health

- ✓ **ALL GRAZING ANIMALS** have wide-angle vision, but cannot see directly behind themselves – their "blind spot". Nature's way of protecting the blind spot was to create the "kick zone" which is the area that can be reached by the hind legs with a kicking motion. Become familiar with the blind spot and kick zone of the species you are dealing with as they can vary from one type of animal to the next.



- ✓ **SPEAK SOFTLY** with a low tone of voice to avoid startling the animal and announce your presence well in advance of getting close to it.



- ✓ **BE CALM AND DELIBERATE** when working with animals and avoid sudden, quick movements, as they are more likely to startle the animal.
- ✓ **WEAR THE APPROPRIATE FOOTWEAR** for your activity including boots with heels when horseback riding, or steel-toed boots with metatarsal guards to protect your feet while handling most other livestock.
- ✓ **BE PATIENT AND RESPECT ALL ANIMALS**